

LAF Classic milk pump Removal

Time Needed: 45min


Part Needed: 8612900335 Milk pump



Tools Needed: Pliers, Torx 20

Step1

- remove the conductivity sensor
- remove the sensor for the heating.




Step2

- remove the 2 lower pins so that you can fold up the pcb board with sheet metal.




Step3

- Remove the 2 screws with the Torx 20 screwdriver to loosen the pump.



Step4

- remove the plug with which the pump is connected.



Step5

- Remove the hoses from the inlet and outlet.
- Now you can remove the pump.

